



# FLORIDA DEPARTMENT OF JUVENILE JUSTICE

## Circuit 6

### Detention Risk Assessment Instrument & Supervised Release Outcomes Report – 6 Month Overview

#### **Background**

The purpose of the DRAI is to determine the most appropriate placement for youth upon arrest. Youth taken into custody (arrested) by law enforcement are screened by the Department's detention screening staff using the DRAI to determine whether a youth should be detained in a secure detention facility prior to their detention hearing, placed on supervised release detention (community-based supervision) or released without any additional supervision. Youth appear before the court within 24 hours of being taken into custody, at which time the juvenile judge determines whether there is a need for continued detention.

In mid-December of 2018, the Department convened a meeting of the DRAI Committee. The committee was tasked with the evaluation and revision of the DRAI utilizing comprehensive data and research completed by a national juvenile justice research team. Membership, as required by Florida Statute, included an urban and rural appointee from the Conference of Circuit Judges of Florida, the Prosecuting Attorneys Association, the Public Defenders Association, the Florida Sheriffs Association and the Florida Association of Chiefs of Police. Request for committee membership appointees was made by the Department to the various committee associations. Members of the DRAI Committee included:

|   |   |  |
|---|---|--|
| Conference of Circuit Judges            | Honorable Angelica Zayas<br>Circuit 11                      | Honorable David Gooding<br>Circuit 4                     |
| Prosecuting Attorneys Association       | Assistant State Attorney<br>Rebecca Shinholser<br>Circuit 8 | State Attorney<br>Ed Brodsky<br>Circuit 12               |
| Public Defenders Association            | Public Defender<br>Carlos Martinez<br>Circuit 11            | Assistant Public Defender<br>Jeannie Moore<br>Circuit 14 |
| Florida Sheriffs Association            | Sheriff Robert Gualtieri<br>Circuit 6                       | Sheriff Arnold Lanier<br>Circuit 10                      |
| Florida Association of Chiefs of Police | Chief Lawrence Leon<br>Circuit 15                           | Chief Greg Graham<br>Circuit 5                           |

The new DRAI is designed to improve public safety by producing more accurate results, ensuring youth receive a risk score, and allowing for the use of expanded supervision options for youth who score in the middle category. Effective July 1, 2019, statute modifications allowed for the implementation of the new DRAI and the implementation of a continuum of community-based detention supervision options for youth who score in the middle range. This continuum of supervision is called supervised release (SR). Supervised release programs are designed to reduce

2737 Centerview Drive • Tallahassee, Florida 32399-3100 • (850) 488-1850

**Ron DeSantis, Governor**

**Simone Marsteller, Secretary**

*The mission of the Department of Juvenile Justice is to increase public safety by reducing juvenile delinquency through effective prevention, intervention, and treatment services that strengthen families and turn around the lives of troubled youth.*

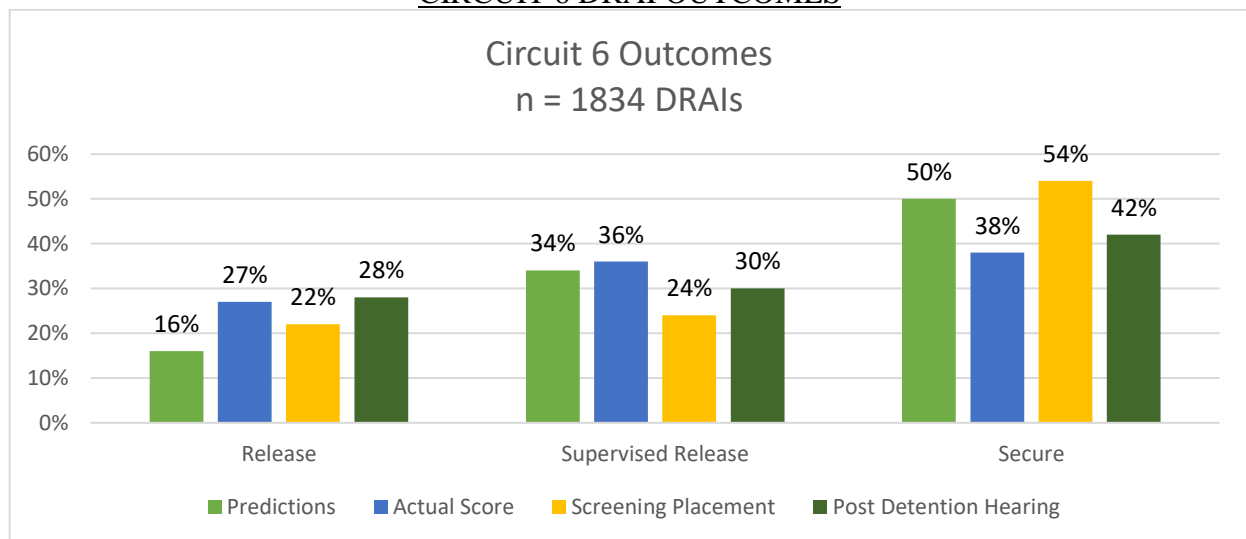
the likelihood of failures to appear in court and/or the receipt of a new charge during the supervision of the program.

State-level predictive outcomes indicated that 60% of youth screened should receive the same outcome on the old and new instruments, but 40% of screened youth would receive a different outcome with the use of the new instrument. Let's take a look at some high-level preliminary data for the initial six months of the instrument's use.

### **6 Month Preliminary DRAI Data**

The charts below provide an overview of the DRAI outcomes completed from July 1, 2019 until December 31, 2019.

#### **CIRCUIT 6 DRAI OUTCOMES**



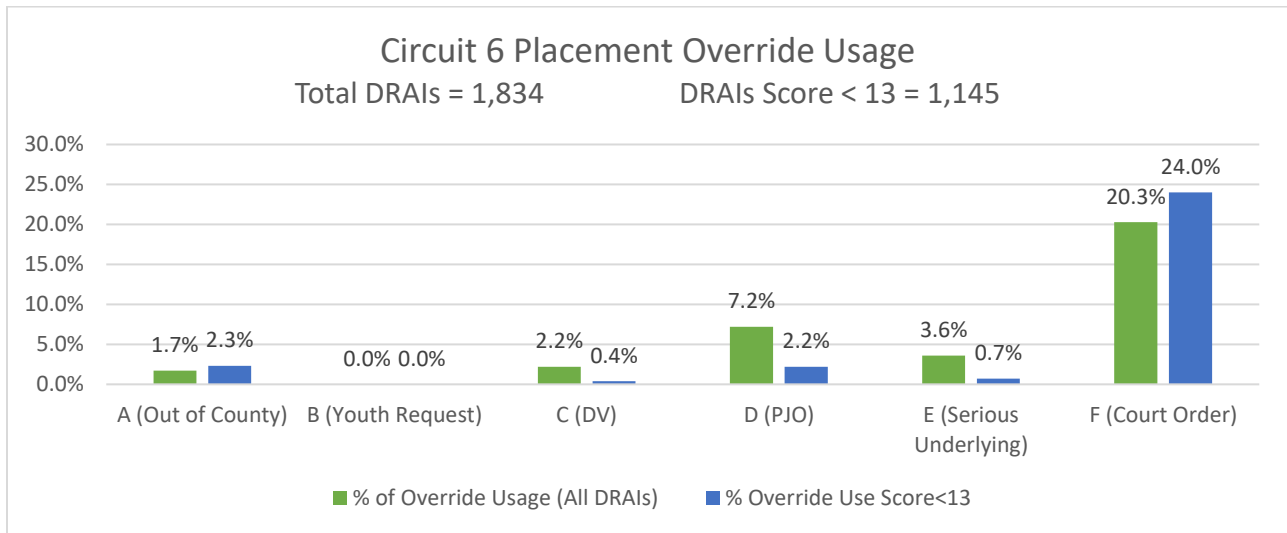
\*\* Release Range = 6 points or less, Supervise Release Range = 7-12 points, Secure Range = 13 or more

#### Data Highlights:

- More youth score for release while less youth score for secure than predicted.
- More kids are placed in secure detention at screening than score for secure placement

Upon completion of the scoring, the screener determines if the youth meets the criteria for any of the placement overrides. For overrides A – E, admission into secure detention is mandated, regardless of score, until a decision on appropriate continued supervision is made by the court during a detention hearing. For override F, the screener must read the direction provided by the court on a court order to determine the youth’s placement.

The chart below provides an overview of the impact of these overrides on screening placement outcomes.

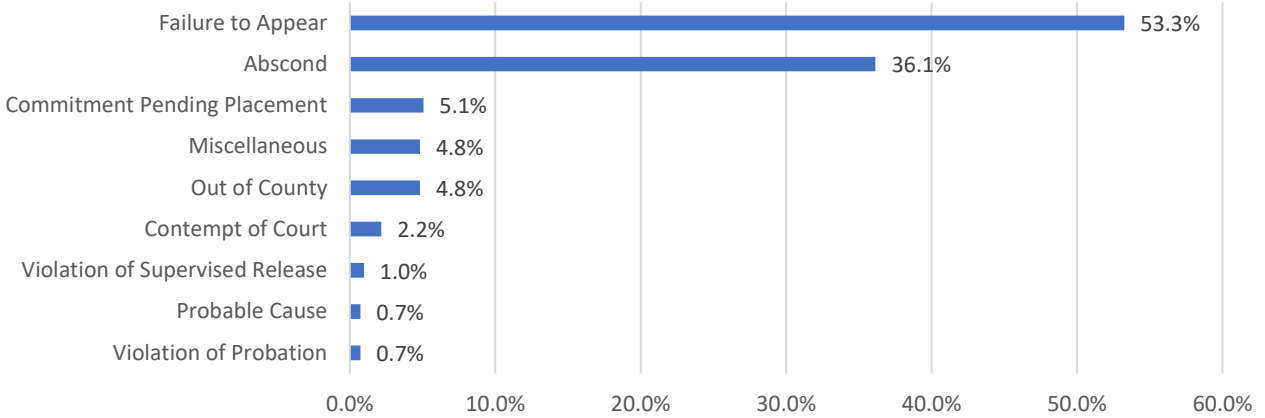


\*DV = Domestic Violence, PJO = Prolific Juvenile Offender

**Data Highlights:**

- Overrides A-E have impacted placement at a statistically insignificant rate as predicted
- Court orders mandating secure detention, regardless of score, have had a significant impact on secure detention placements
- Special Note: 10% of court orders allow for an alternative outcome or placement according to score

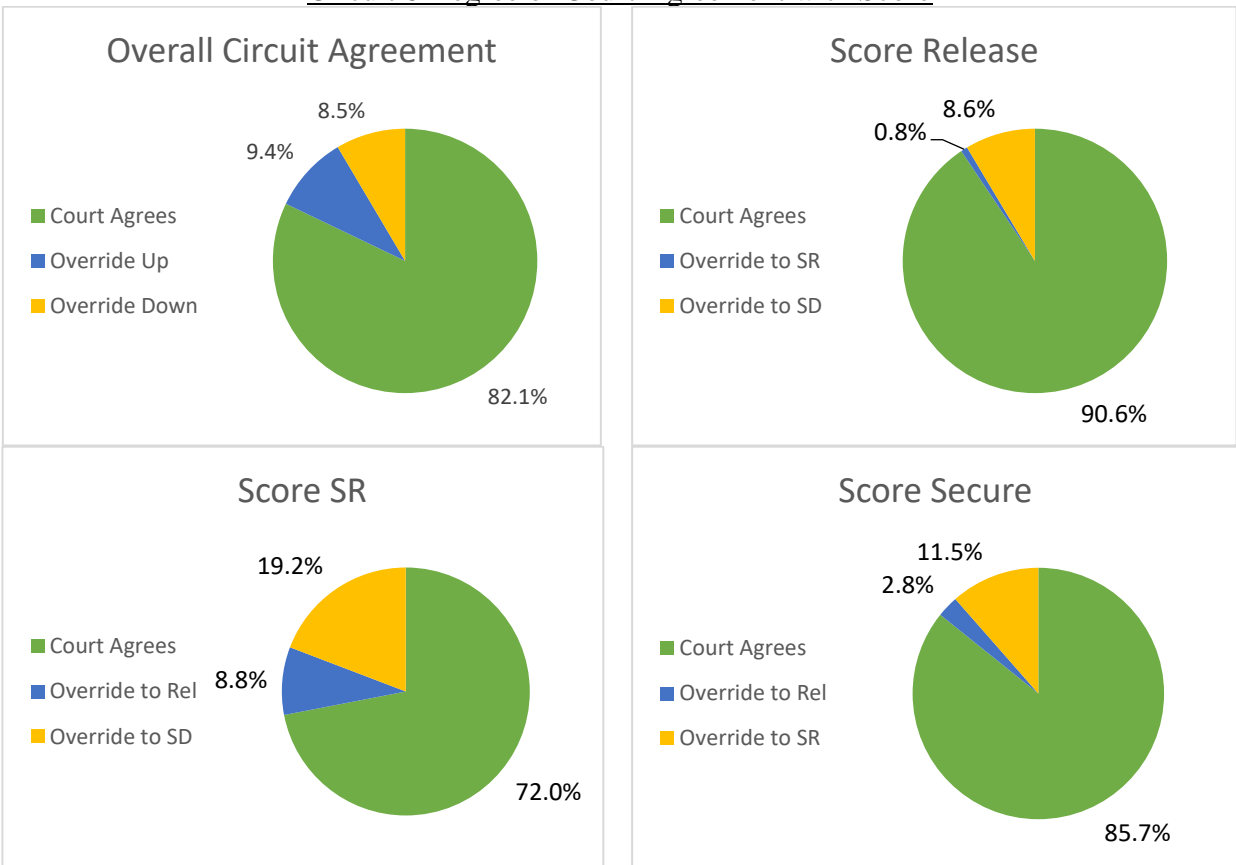
### Circuit 6 Court Order Frequency by Type



\*Miscellaneous = Information available in the Juvenile Justice Information System (JJIS) did not provide enough detail to determine the appropriate category for these orders

\*\*Some youth were processed for multiple types of orders in one screening and are therefore counted in multiple categories

### Circuit 6 Degree of Court Agreement with Score



#### Data Highlights:

- Court agrees with scoring outcome in majority of cases
- Most movement occurs for youth who score 7-12 points

### **CIRCUIT 6 SUPERVISED RELEASE OVERVIEW**

The data below reflects outcomes for the youth placed into a supervised release program between July 1, 2019 and January 31, 2020. Successful completion of supervised release means the youth remained crime free and appeared for court while participating in the program.

|  |             |
|--|-------------|
| Number of Youth on Supervised Release                | 495         |
| % of Successful Completions                          | 82.4% (408) |
| % of Unsuccessful Completions                        | 17.6% (87)  |
| - New charge while supervised - 81.6% (71)           |             |
| - FTA while supervised - 26.4% (23)                  |             |
| *shows percentage of failure attributed to each type |             |
| *youth may be counted in both categories             |             |

Special Note: Youth may be screened and ordered to a supervised release program in one circuit but live and receive supervision in another circuit.

On average, about 41 youth were on supervised release on any given day. On average, youth were supervised for 14 days. During the initial six months, the Department finalized contracting for adequate staff availability in each circuit to properly supervise youth placed in these programs.

### **SUMMARY OF FACTS ABOUT DETENTION SCREENING & PRE-ADJUDICATORY SUPERVISION**

1. The DRAI is only when a youth is taken into custody (arrested) and presented to the Department for screening.
2. The Department uses the instrument to determine the youth's detention status pending 24-hour detention hearing.
3. Youth can score for release or supervised release, but be placed in secure detention due to a placement override
4. Determinations for continued detention status are made by the court during the detention hearing.
5. All detention statuses (secure detention and supervised release) have a statutorily-based length of stay of up to 21 days (30 days in some special circumstances).

## **STATEWIDE DATA SUMMARY**

1. Less youth score for secure detention (SD) than initially predicted
2. 24% more youth are placed into secure detention pending a detention hearing than score for secure detention placement. About half of these youth are released according to score at the detention hearing
3. While the impact of overrides A-E on secure detention admissions is statistically insignificant, override F (court ordered mandates for SD placement) accounts for a significant amount of the overrides up to secure detention.
4. 29% of the court orders screened were for Failures to Appear.
5. In about 81% of cases, courts placed youth according to their score at detention hearing
6. Statewide supervised release success rate = approximately 88%.
7. On average, youth were supervised on supervised release for about 16 days.

## **CIRCUIT 6 DATA SUMMARY**

1. Less youth score for secure detention (SD) than initially predicted
2. 16% more youth are placed into secure detention pending a detention hearing than score for secure detention placement.
3. Post-detention hearing, 4% more youth remain in secure detention than score for this placement
4. While the impact of overrides A-E on secure detention admissions is statistically insignificant, override F (court ordered mandates for SD placement) accounts for a significant amount of the overrides up to secure detention.
5. 53% of the court orders screened were for Failures to Appear.
6. In about 82% of cases, courts placed youth according to their score at detention hearing
7. Circuit 6 supervised release success rate = approximately 82%.
8. On average, youth were supervised on supervised release for about 14 days.