



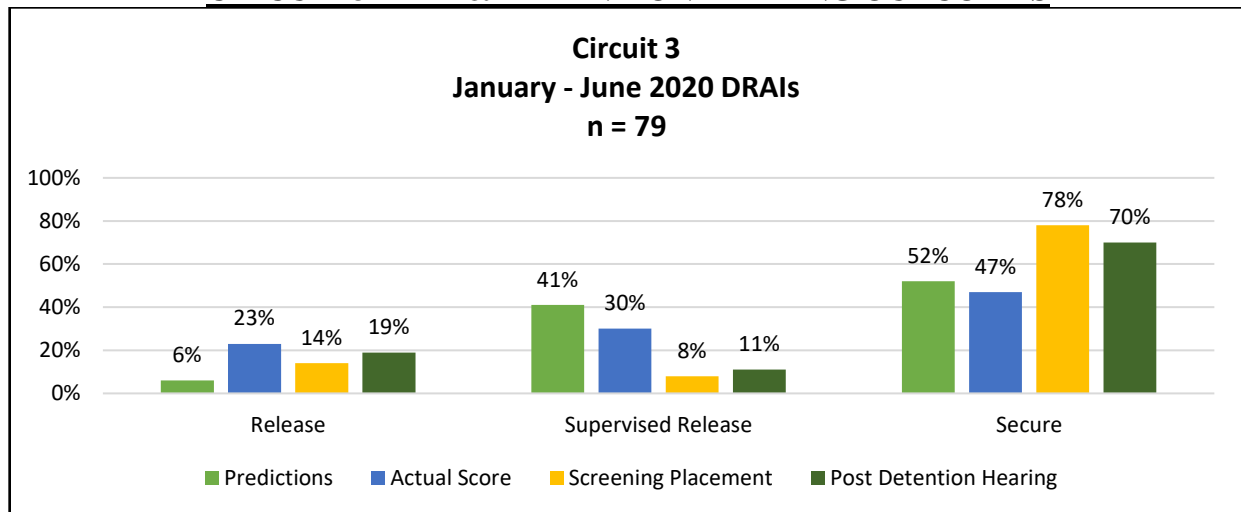
FLORIDA DEPARTMENT OF JUVENILE JUSTICE

Detention Risk Assessment Instrument (DRAI) Supervised Release (SR) Outcomes Report January – June 2020 Analysis Circuit 3

Background

The purpose of the DRAI is to determine the most appropriate placement for youth upon arrest. Youth taken into custody (arrested) by law enforcement are screened by the Department’s detention screening staff using the DRAI to determine whether a youth should be detained in a secure detention facility prior to their detention hearing, placed on supervised release detention (community-based supervision) or released without any additional supervision. Youth appear before the court within 24 hours of being taken into custody, at which time the judge determines whether there is a need for continued detention.

CIRCUIT 3 DRAI & DETENTION HEARING OUTCOMES



** Release Range = 6 points or less, Supervised Release Range = 7-12 points, Secure Range = 13 or more

Data Highlights:

- The number of DRAIs completed during this 6-month period is down 49% compared to the previous 6 months (n=155)
- 31% more DRAIs are placed into secure detention than score for this placement
- Detention hearing modifications reduce the variance between score and secure detention placements by 8%

2737 Centerview Drive • Tallahassee, Florida 32399-3100 • (850) 488-1850

Ron DeSantis, Governor

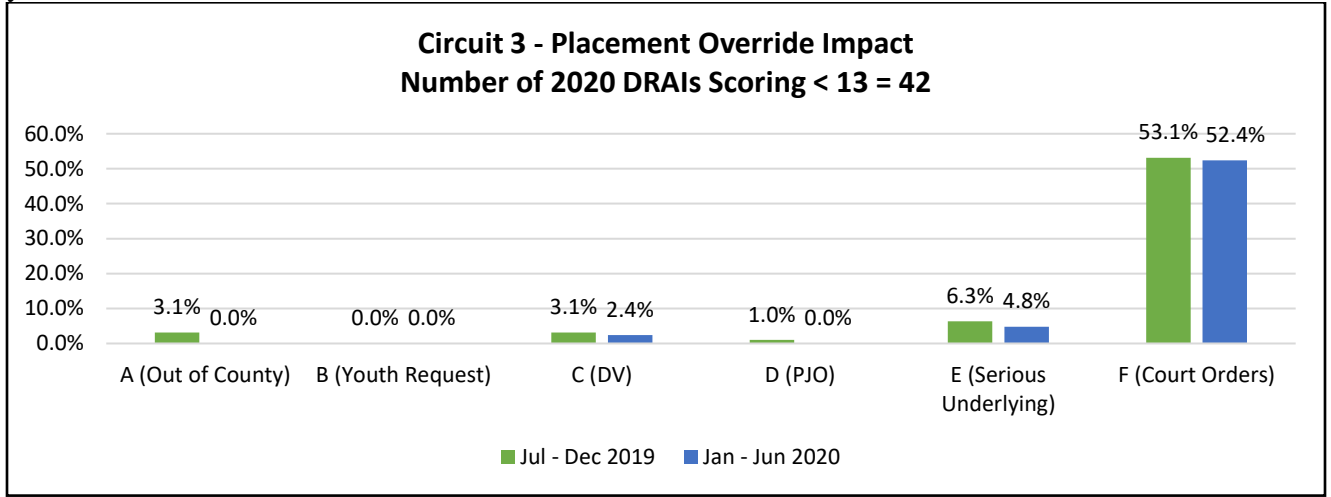
Simone Marsteller, Secretary

The mission of the Department of Juvenile Justice is to increase public safety by reducing juvenile delinquency through effective prevention, intervention, and treatment services that strengthen families and turn around the lives of troubled youth.

CIRCUIT 3 – PLACEMENT OVERRIDE ANALYSIS

Upon completion of the scoring, the screener determines if the youth meets the criteria for any of the placement overrides. For overrides A – E, admission into secure detention is mandated, regardless of score, until a decision on appropriate continued supervision is made by the court during a detention hearing. For override F, the screener must read the direction provided by the court on a court order to determine the youth’s placement.

The chart below provides an overview of the impact of these overrides on screening placement for youth who do NOT score for secure detention.

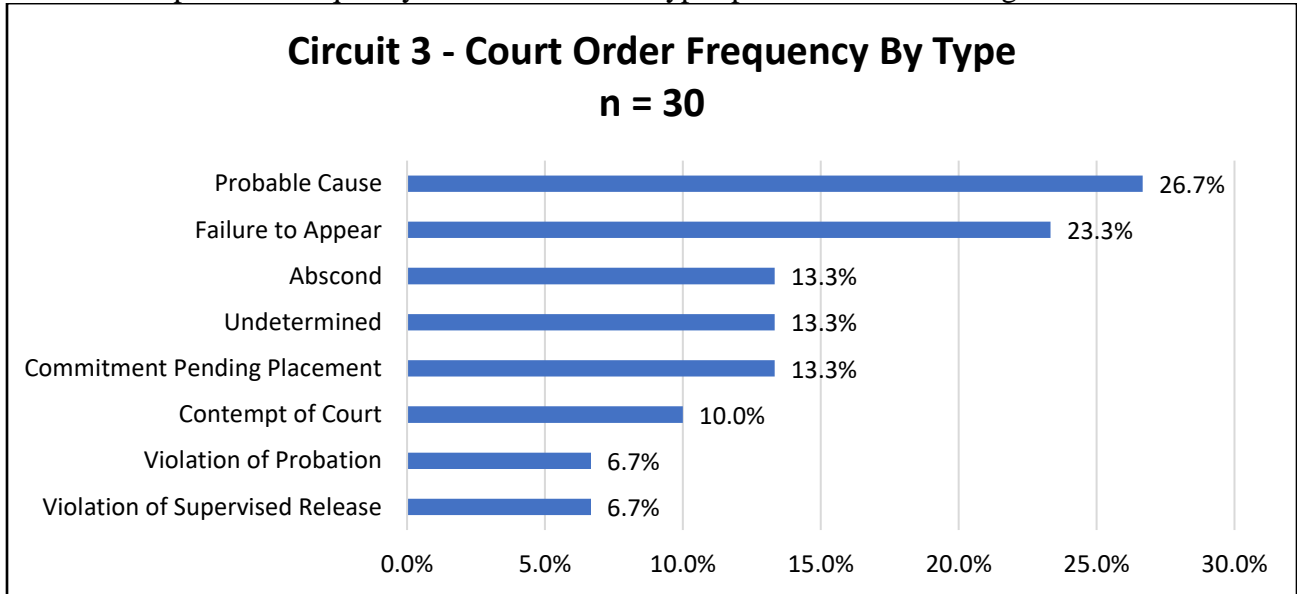


*Secure = 13 or more points, DV = Domestic Violence, PJO = Prolific Juvenile Offender

Data Highlights:

- In both 6-month periods, placement overrides A-E have a statistically insignificant rate of impact on screening outcomes as predicted.
- Override F (Court Orders) mandating secure detention, regardless of score, significantly increased secure detention placements.

This chart depicts the frequency of the court order types presented to screening.



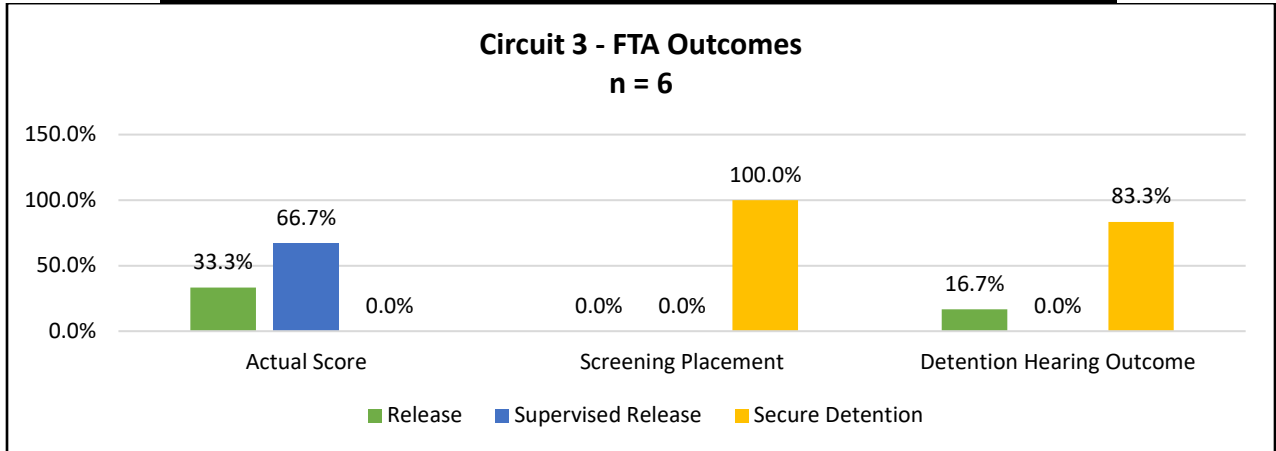
*Undetermined = Information available in the Juvenile Justice Information System (JJIS) did not provide enough detail to determine the appropriate category for these orders

**Some youth were processed for multiple types of orders in one screening and are therefore counted in multiple categories

- **Top Three Determinable Types: Probable Cause, Failure to Appear (FTA) and Drug Court**

	July – Dec 2019	Jan- June 2020	% Change
Probable Cause	11	8	Down 27.3%
Failure to Appear (FTA)	8	6	Down 25%
Abscond	15	4	Down 60%

CIRCUIT 3 FAILURE TO APPEAR (FTA) CASE TYPE ANALYSIS



* Release Range = 6 points or less, Supervised Release Range = 7-12 points, Secure Range = 13 or more

Important Notes:

- All of Circuit 3 FTA orders resulted in secure detention placement
- 4 (66.7%) of FTA cases were not associated with any other instrument placement override, court order types, or new charges. This means secure detention placement would only result from language mandating that placement on the court order. None of these cases scored (13 or more points) for secure detention.
- The charts below provide a case type analysis for these 4 cases.

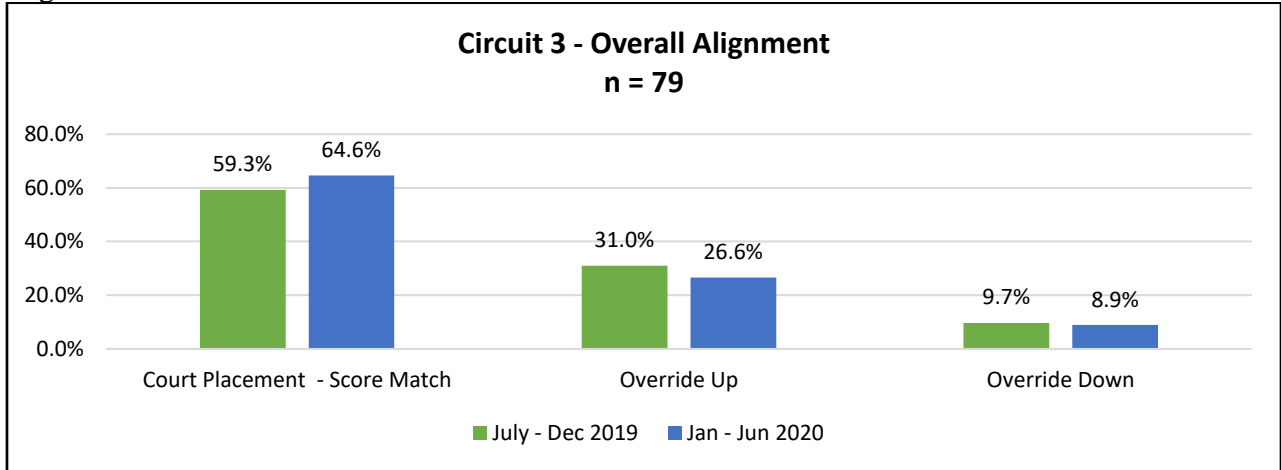
	Misdemeanor	Felony	
Underlying Charge (FTA Order)	50%	50%	
	No Active Supervision	Active Supervision	
Supervision Status	25%	75%	
	No Previous FTAs	One Previous FTA	2 or More
Number of Previous FTAs	100%	0%	0%
	No FTA w/in 45 Days	FTA w/in 45 Days	
FTA within 45 Days of Release	100%	0%	
	Straight Released	Supervised Release	
Detention Hearing Outcomes - <i>25% of securely detained youth were released from secure detention at the detention hearing</i>	25%	0%	

FTA Statutory Guidelines:

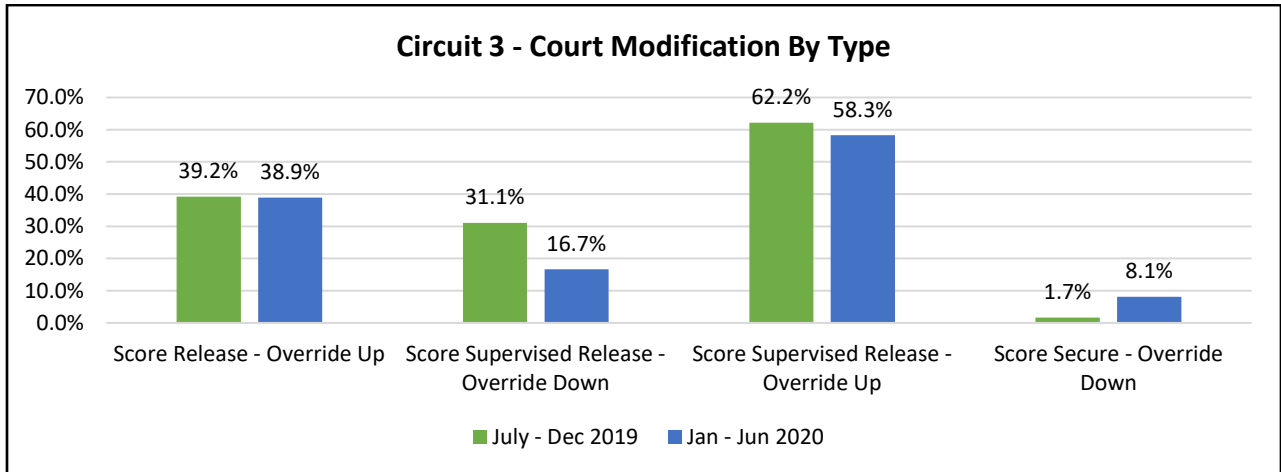
- F. S. 985.24 (1) All determinations and court orders regarding the use of detention care shall be based primarily upon finding that the child:
 - o (a) Presents a substantial risk of not appearing at a subsequent hearing;
- F. S. 985.255 (1) Subject to s. 985.25(1), a child taken into custody and placed into detention care shall be given a hearing within 24 hours after being taken into custody. At the hearing, the court may order a continued detention if:
 - o (e) The child is detained on a judicial order for failure to appear and has previously willfully failed to appear, after proper notice:
 1. For an adjudicatory hearing on the same case regardless of the results of the risk assessment instrument; or
 2. At two or more court hearings of any nature on the same case regardless of the results of the risk assessment instrument;

CIRCUIT 3 OVERALL DEGREE OF COURT AGREEMENT WITH SCORE

This section examines the frequency at which the court decision during the detention hearing aligns with the DRAI score.



- 5.3% increase in the overall placement alignment with score compared to the July – December 2019 period
- 4.4% reduction in the percentage of cases placed in a more restrictive status that the score suggests



*Release n = 18; Supervised Release n = 24; Secure n = 37

Data Highlights:

- 14.7% reduction in the percentage of cases that score for supervised release being released
- 6.4% increase in the percentage of cases that score for secure being released to a lower supervision status

CIRCUIT 3 SUPERVISED RELEASE OVERVIEW

The data below reflects outcomes for the youth placed into a supervised release program between January 1st and June 30, 2020.

Successful completion of supervised release means the youth remained crime free and appeared for court while participating in the program.

Number of Youths on Supervised Release	21
% of Successful Completions	95.2% (20)
% of Unsuccessful Completions	4.8% (1)
Of the unsuccessful completion:	
- New charge while supervised – 100% (1)	
- FTA while supervised – 0% (0)	
*youth may be counted in both categories	

CIRCUIT 3 DATA SUMMARY

DRAI Performance & Outcomes

1. The DRAI has consistently scored less kids for secure detention (SD) than initially predicted.
2. 31% more cases are placed into secure detention pending a detention hearing than score for secure detention placement. 8% of these cases are released according to score at the detention hearing.
3. The discrepancy between the score and placements are a result of the placement overrides impact. Although the impact of overrides A-E on secure detention admissions is statistically insignificant, override F (court ordered mandates for SD placement) accounts for a significant amount of the overrides up to secure detention. Similar to all other circuits, order issued for FTAs (23.3%) are among the top three.

Failure to Appear (FTA) Analysis

1. 100% of FTA order screenings resulted in a secure detention placement. 66.7% of these screenings were not associated with any additional charges, override types, or court order types. This means a secure detention placement would only be the result of the language included in the order.
2. An analysis of these cases shows majority of these youth were not on active supervision and had one or fewer previous FTAs prior to the screening.
3. The analysis also shows 25% of the youth that were initially placed into secure detention were released at the detention hearing. None of these youths had a subsequent failure to appear within 45 days of release.

Detention Hearing Outcomes

1. The amount of detention hearing outcomes that align with the DRAI score has increased to about 65%. While there has been a slight increase in the number of overrides down to a less restrictive status, the biggest variance is linked to the reduction in the number of overrides up to a more restrictive status.

Supervised Release Outcomes

1. The success rate for supervised release has increased to 95.2%

CIRCUIT 3 RECOMMENDATIONS

1. Explore the implementation of differential orders for all appropriate court order types that include a list of written options for responding to the issues at hand as opposed to standard language requiring secure detention placement for all.
2. Explore the effectiveness of notice processes to ensure youth are being duly served.
3. Review practices around court order mandates for secure detention on FTAs to ensure the criteria listed in statutes are met.
4. Implement a notice/release and/or placement according to DRAI score policy for youth who don't meet the statutory criteria for secure detention.
5. Consider the use of supervised release programs as an alternative to secure detention for missed court appearances.