



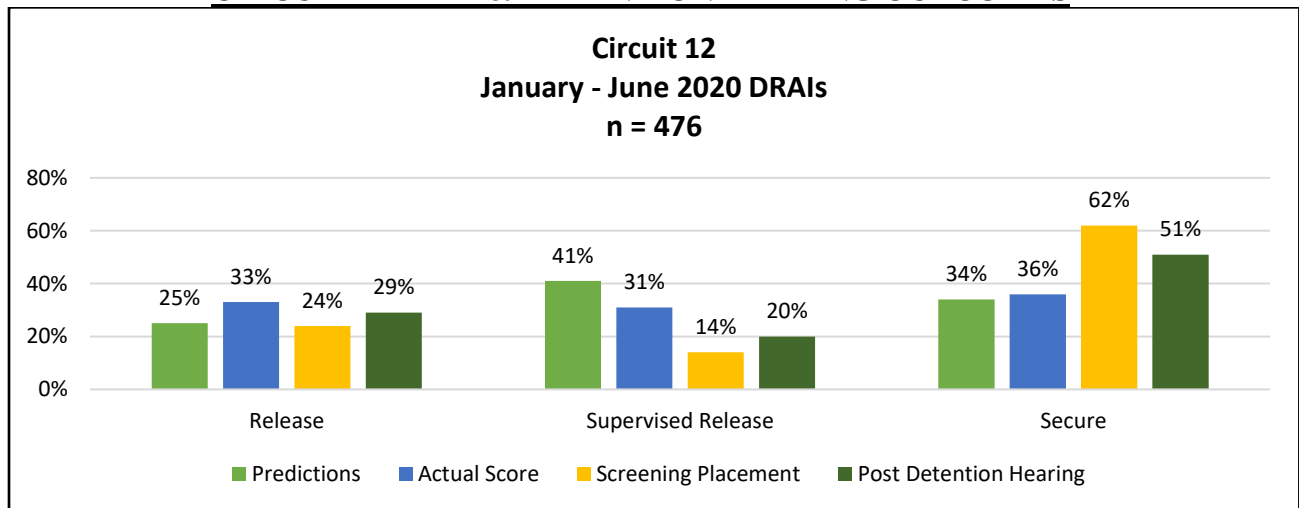
FLORIDA DEPARTMENT OF JUVENILE JUSTICE

Detention Risk Assessment Instrument (DRAI) Supervised Release (SR) Outcomes Report January – June 2020 Analysis Circuit 12

Background

The purpose of the DRAI is to determine the most appropriate placement for youth upon arrest. Youth taken into custody (arrested) by law enforcement are screened by the Department’s detention screening staff using the DRAI to determine whether a youth should be detained in a secure detention facility prior to their detention hearing, placed on supervised release detention (community-based supervision) or released without any additional supervision. Youth appear before the court within 24 hours of being taken into custody, at which time the judge determines whether there is a need for continued detention.

CIRCUIT 12 DRAI & DETENTION HEARING OUTCOMES



** Release Range = 6 points or less, Supervised Release Range = 7-12 points, Secure Range = 13 or more

Data Highlights:

- The number of DRAIs completed during this 6-month period is down 14.4% compared to the previous 6 months (n=556)
- 7% less DRAIs score for secure compared to the July – December 2019 period
- 26% more DRAIs result in secure detention than score for this placement
- Detention hearing modifications reduce the variance between score and secure detention placements by 11%

2737 Centerview Drive • Tallahassee, Florida 32399-3100 • (850) 488-1850

Ron DeSantis, Governor

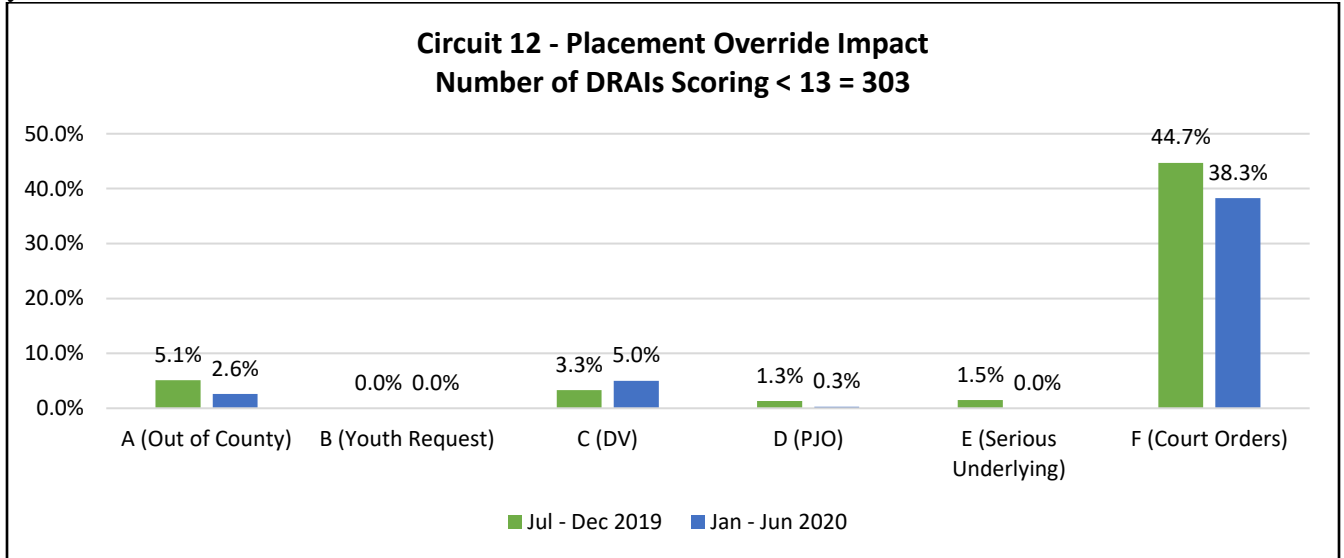
Simone Marstiller, Secretary

The mission of the Department of Juvenile Justice is to increase public safety by reducing juvenile delinquency through effective prevention, intervention, and treatment services that strengthen families and turn around the lives of troubled youth.

CIRCUIT 12 – PLACEMENT OVERRIDE ANALYSIS

Upon completion of the scoring, the screener determines if the youth meets the criteria for any of the placement overrides. For overrides A – E, admission into secure detention is mandated, regardless of score, until a decision on appropriate continued supervision is made by the court during a detention hearing. For override F, the screener must read the direction provided by the court on a court order to determine the youth’s placement.

The chart below provides an overview of the impact of these overrides on screening placement for youth who do NOT score for secure detention.

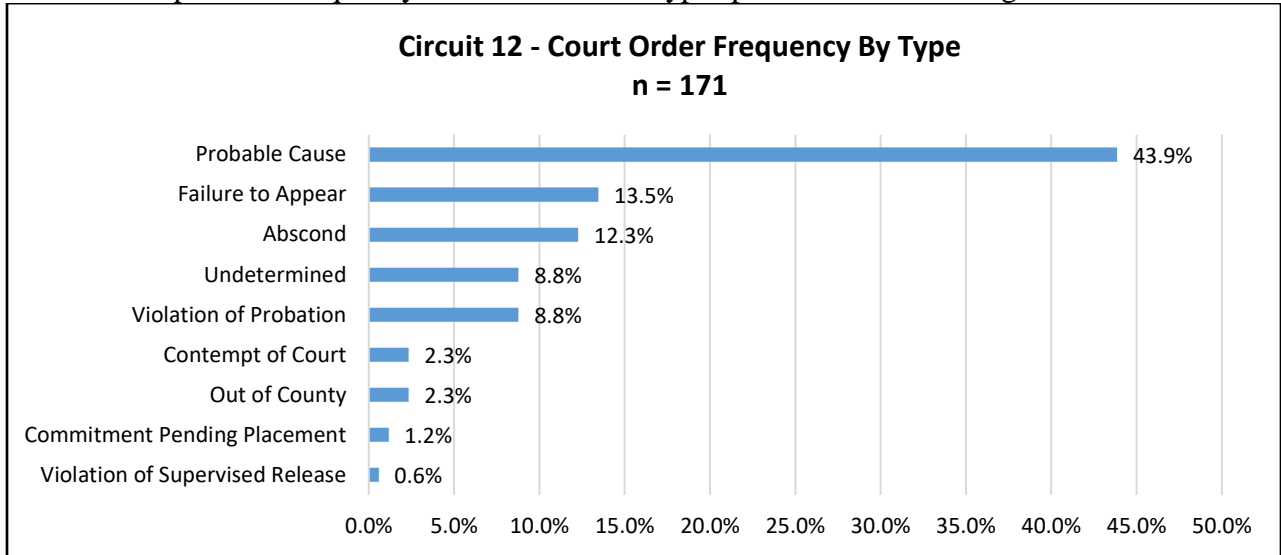


*Secure = 13 or more points, DV = Domestic Violence, PJO = Prolific Juvenile Offender

Data Highlights:

- In both 6-month periods, placement overrides A-E have a statistically insignificant rate of impact on screening outcomes as predicted.
- Override F (Court Orders) mandating secure detention, regardless of score, significantly increased secure detention placements.
- 6.4% of Circuit 12 orders included language allowing for a placement other than secure detention or according to DRAI score.

This chart depicts the frequency of the court order types presented to screening.



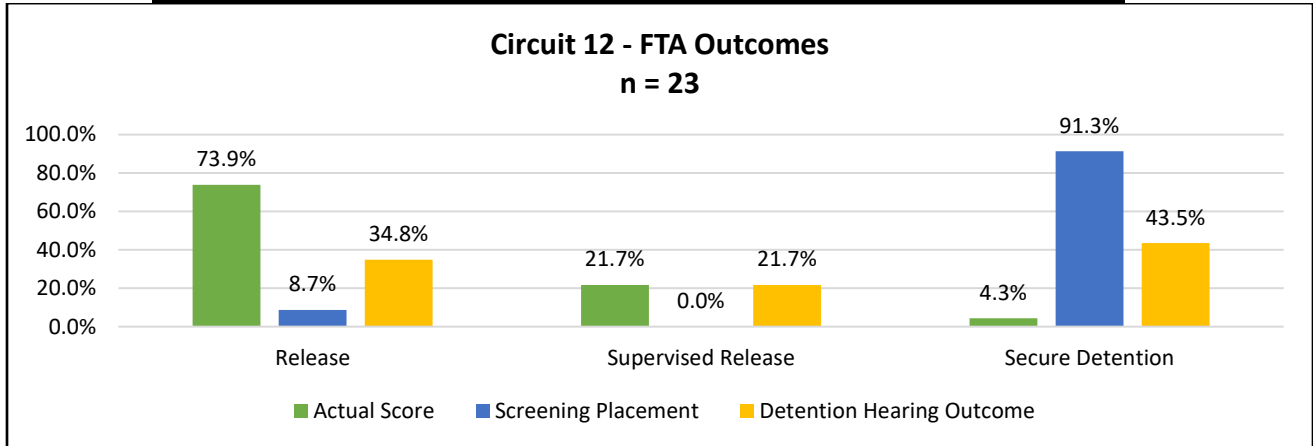
*Undetermined = Information available in the Juvenile Justice Information System (JJIS) did not provide enough detail to determine the appropriate category for these orders

**Some youth were processed for multiple types of orders in one screening and are therefore counted in multiple categories

- **Top Three Determinable Types: Probable Cause, Failure to Appear (FTA), Abscond**

	July – Dec 2019	Jan- June 2020	% Change
Probable Cause	56	75	Up 33.9%
Failure to Appear (FTA)	49	23	Down 53%
Abscond	28	21	Down 25%

CIRCUIT 12 FAILURE TO APPEAR (FTA) CASE TYPE ANALYSIS



* Release Range = 6 points or less, Supervised Release Range = 7-12 points, Secure Range = 13 or more

Important Notes:

- 8.7% of Circuit 12 FTA orders resulted in a placement other than secure detention
- 19 (82.6%) of FTA cases were not associated with any other instrument placement override, court order types, or new charges. This means secure detention placement would only result from language mandating that placement on the court order. None of these cases scored (13 or more points) for secure detention.
- The charts below provide a case type analysis for these 19 cases.

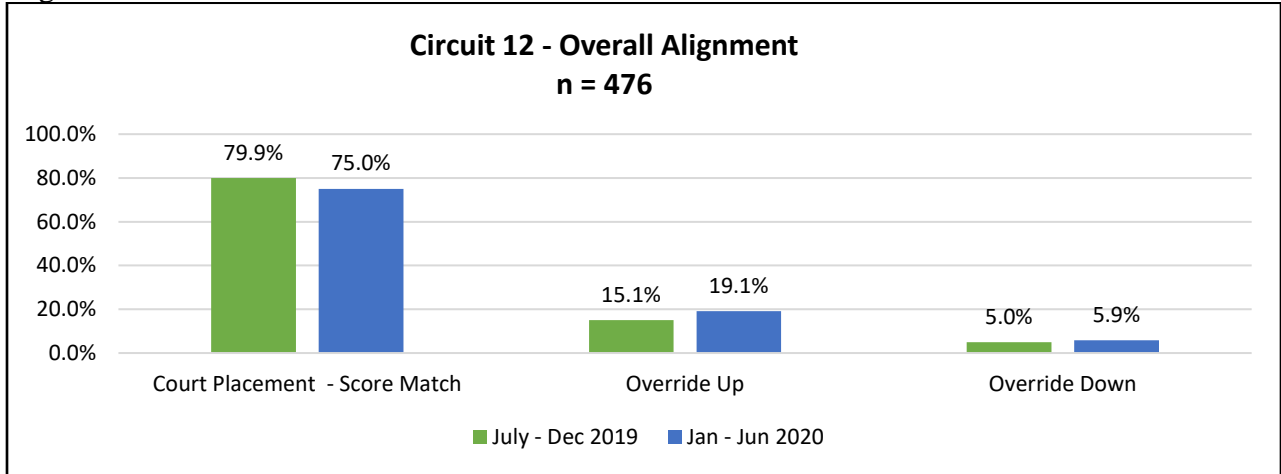
	Misdemeanor		Felony
Underlying Charge (FTA Order)	47.4%		52.6%
	No Active Supervision		Active Supervision
Supervision Status	89.5%		10.5%
	No Previous FTA	One Previous FTA	2 or More
Number of Previous FTAs	68.4%	15.8%	15.8%
	No FTA w/in 45 Days		FTA w/in 45 Days
FTA within 45 Days of Release	94.7%		5.3%
	Straight Released		Supervised Release
Detention Hearing Outcomes - <i>58.8% of securely detained youth were released from secure detention at the detention hearing</i>	35.3%		23.5%

FTA Statutory Guidelines:

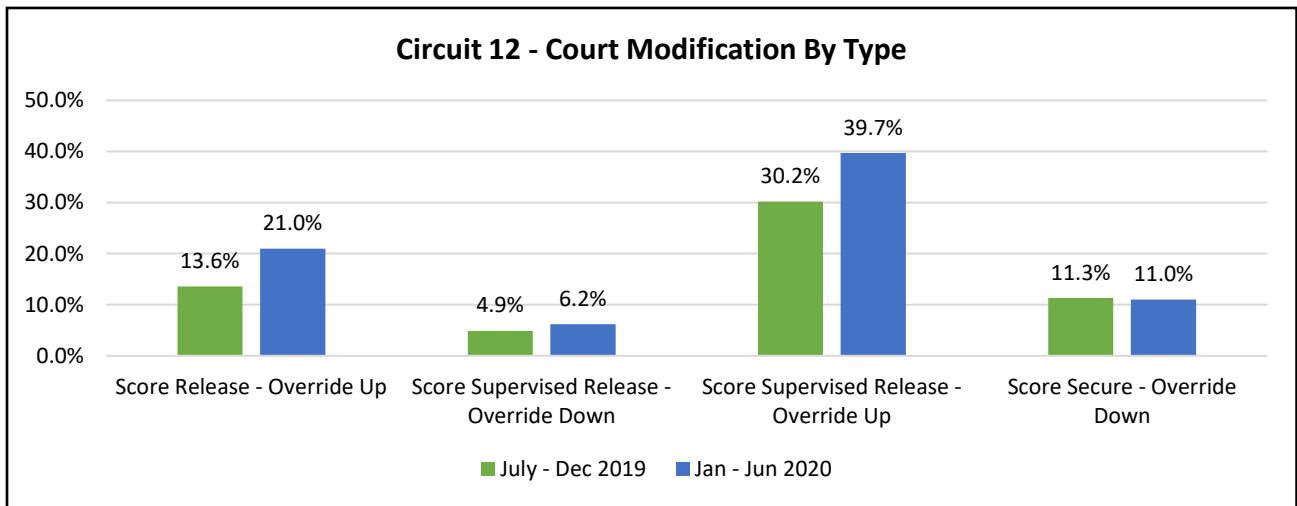
- F. S. 985.24 (1) All determinations and court orders regarding the use of detention care shall be based primarily upon finding that the child:
 - o (a) Presents a substantial risk of not appearing at a subsequent hearing;
- F. S. 985.255 (1) Subject to s. 985.25(1), a child taken into custody and placed into detention care shall be given a hearing within 24 hours after being taken into custody. At the hearing, the court may order a continued detention if:
 - o (e) The child is detained on a judicial order for failure to appear and has previously willfully failed to appear, after proper notice:
 1. For an adjudicatory hearing on the same case regardless of the results of the risk assessment instrument; or
 2. At two or more court hearings of any nature on the same case regardless of the results of the risk assessment instrument;

CIRCUIT 12 OVERALL DEGREE OF COURT AGREEMENT WITH SCORE

This section examines the frequency at which the court decision during the detention hearing aligns with the DRAI score.



- Court placement alignment with DRAI score has been reduced slightly
- Slight increase in the percentage of cases placed higher than DRAI score category



*Release n = 157; Supervised Release n = 146; Secure n = 173

Data Highlights:

- 7.4% increase in the percentage of cases that score for release being placed in a more restrictive status than the score indicates
- 9.5% increase in the percentage of cases that score for supervised release being placed into secure detention

CIRCUIT 12 SUPERVISED RELEASE OVERVIEW

The data below reflects outcomes for the youth placed into a supervised release program between January 1st and June 30, 2020.

Successful completion of supervised release means the youth remained crime free and appeared for court while participating in the program.

Number of Youths on Supervised Release	145
% of Successful Completions	91.1% (132)
% of Unsuccessful Completions	8.9% (13)
Of the unsuccessful completion:	
- New charge while supervised – 76.9% (10)	
- FTA while supervised – 23.1% (3)	
*youth may be counted in both categories	

CIRCUIT 12 DATA SUMMARY

DRAI Performance & Outcomes

1. The DRAI scored slightly more kids for secure detention (SD) than initially predicted.
2. 26% more youth are placed into secure detention pending a detention hearing than score for secure detention placement. 11% of these cases are released according to the score at the detention hearing.
3. The discrepancy between the score and placements are a result of the placement overrides impact. Although the impact of overrides A-E on secure detention admissions is statistically insignificant, override F (court ordered mandates for SD placement) accounts for a significant amount of the overrides up to secure detention. Like all other circuits, orders for failures to appear are among the highest frequency issuances.

Failure to Appear (FTA) Analysis

1. 91.3% of FTA order screenings resulted in a secure detention placement. 82.6% of these screenings were not associated with any additional charges, override types, or court order types. This means a secure detention placement would only be the result of the language included in the order.
2. An analysis of these cases shows a majority of these youth were not on active supervision and had one or fewer previous FTAs prior to the screening.
3. The analysis also shows about 45% of the youth that were initially placed into secure detention were released at the detention hearing. 95% of these youths did not have a subsequent failure to appear within 45 days of release.

Detention Hearing Outcomes

1. Outcomes of detention hearings continue to align with the DRAI score at about 75%.

Supervised Release Outcomes

1. The success rate for supervised release has increased to 91.1%.

CIRCUIT 12 RECOMMENDATIONS

1. Explore the implementation of differential orders for all appropriate court order types that include a list of written options for responding to the issues at hand as opposed to standard language requiring secure detention placement for all.
2. Explore the effectiveness of the notice processes to ensure youth are being duly served.
3. Review practices around court order mandates for secure detention on FTAs to ensure the criteria listed in statutes are met.
4. Implement a notice/release and/or placement according to DRAI score policy for youth who don't meet the statutory criteria for secure detention.
5. Consider the use of supervised release programs as an alternative to secure detention for missed court appearances.