

# Florida RED/DMC Action Plan Circuit 7

Team Coordinator: **Elizabeth Falero**  
Coordinator Email Address: **lfalero@circuit7.org**

Regional Coordinator: **LaTonia Taylor**  
Coordinator Email: **latonia.taylor@djj.state.fl.us**



## **COMMUNITY PARTNERS**

Florida Department of Juvenile Justice • Flagler Court Administration • Flagler County School District • Putnam County Sheriff's Office • Putnam County School District • Putnam County Juvenile Crime Prevention Office • St. Johns County School District • St. Johns County Sheriff's Office • Teen Court • BAYS Florida • Focus on Flagler Coalition

## Florida RED/DMC Action Plan Circuit 7

\*Relative Rate Index (RRI) is the OJJDP-recommended measure of DMC/RED. The RRI, ranging from zero to infinite positive numbers, compares the occurrence rate of minority youth to the occurrence rate of white youth within various points of the juvenile justice continuum of services.

<b>National RRI: 3.0</b>		<b>State RRI: 3.1</b> <small>(Decrease of 0.2 from FY 16-17)</small>																																																	
<b>Volusia County RRI: 4.0</b> <small>(Decrease of 0.4 from FY 16-17)</small>	<b>St. Johns County RRI: 2.5</b> <small>(Decrease of 0.4 from FY 16-17)</small>	<b>Putnam County RRI: 2.5</b> <small>(Decrease of 1.0 from FY 16-17)</small>	<b>Flagler County RRI: 2.9</b> <small>(Decrease of 0.2 from FY 16-17)</small>																																																
<b>21<sup>st</sup> Highest</b>	<b>43<sup>rd</sup> Highest</b>	<b>45<sup>th</sup> Highest</b>	<b>33<sup>rd</sup> Highest</b>																																																
<p><b>Population vs. Arrests Volusia County</b></p> <table border="1" style="width: 100%; text-align: center; font-size: small;"> <thead> <tr> <th>Race</th> <th>Population (%)</th> <th>Arrests (%)</th> </tr> </thead> <tbody> <tr> <td>WHITE</td> <td>60%</td> <td>43%</td> </tr> <tr> <td>BLACK</td> <td>16%</td> <td>45%</td> </tr> <tr> <td>HISPANIC</td> <td>22%</td> <td>12%</td> </tr> </tbody> </table>	Race	Population (%)	Arrests (%)	WHITE	60%	43%	BLACK	16%	45%	HISPANIC	22%	12%	<p><b>Population vs. Arrests St. Johns County</b></p> <table border="1" style="width: 100%; text-align: center; font-size: small;"> <thead> <tr> <th>Race</th> <th>Population (%)</th> <th>Arrests (%)</th> </tr> </thead> <tbody> <tr> <td>WHITE</td> <td>79%</td> <td>76%</td> </tr> <tr> <td>BLACK</td> <td>19%</td> <td>4%</td> </tr> <tr> <td>HISPANIC</td> <td>16%</td> <td>4%</td> </tr> </tbody> </table>	Race	Population (%)	Arrests (%)	WHITE	79%	76%	BLACK	19%	4%	HISPANIC	16%	4%	<p><b>Population vs. Arrests Putnam County</b></p> <table border="1" style="width: 100%; text-align: center; font-size: small;"> <thead> <tr> <th>Race</th> <th>Population (%)</th> <th>Arrests (%)</th> </tr> </thead> <tbody> <tr> <td>WHITE</td> <td>60%</td> <td>51%</td> </tr> <tr> <td>BLACK</td> <td>22%</td> <td>46%</td> </tr> <tr> <td>HISPANIC</td> <td>17%</td> <td>3%</td> </tr> </tbody> </table>	Race	Population (%)	Arrests (%)	WHITE	60%	51%	BLACK	22%	46%	HISPANIC	17%	3%	<p><b>Population vs. Arrests Flagler County</b></p> <table border="1" style="width: 100%; text-align: center; font-size: small;"> <thead> <tr> <th>Race</th> <th>Population (%)</th> <th>Arrests (%)</th> </tr> </thead> <tbody> <tr> <td>WHITE</td> <td>66%</td> <td>53%</td> </tr> <tr> <td>BLACK</td> <td>17%</td> <td>38%</td> </tr> <tr> <td>HISPANIC</td> <td>14%</td> <td>9%</td> </tr> </tbody> </table>	Race	Population (%)	Arrests (%)	WHITE	66%	53%	BLACK	17%	38%	HISPANIC	14%	9%
Race	Population (%)	Arrests (%)																																																	
WHITE	60%	43%																																																	
BLACK	16%	45%																																																	
HISPANIC	22%	12%																																																	
Race	Population (%)	Arrests (%)																																																	
WHITE	79%	76%																																																	
BLACK	19%	4%																																																	
HISPANIC	16%	4%																																																	
Race	Population (%)	Arrests (%)																																																	
WHITE	60%	51%																																																	
BLACK	22%	46%																																																	
HISPANIC	17%	3%																																																	
Race	Population (%)	Arrests (%)																																																	
WHITE	66%	53%																																																	
BLACK	17%	38%																																																	
HISPANIC	14%	9%																																																	

\*Data used in this work plan is reflective of the 2017-2018 state fiscal year.

**Florida RED/DMC Action Plan  
Circuit 7**

**CIRCUIT WIDE GOALS**

**COLLABORATION**

<b>IDENTIFIED ISSUE</b>	<b>GOAL</b>	<b>IMPLEMENTATION PLAN</b>	<b>RESPONSIBLE PARTY</b>	<b>START DATE</b>	<b>STATUS</b>
<b>Create A Multidisciplinary Collaborative Team within Circuit 7</b>	Reestablish Circuit 7 RED/DMC Executive Committee	Establish DMC/RED committees in each county within Circuit 7 <ul style="list-style-type: none"> <li>• Volusia: completed</li> <li>• Putnam: completed</li> <li>• St. Johns: completed</li> <li>• Flagler: completed</li> </ul>	Volusia County Teen Court, St. Johns County Juvenile Justice Advisory Council, Focus on Flagler Community Coalition, Department of Juvenile Justice	October 2017	Ongoing
		Identify DJJ staff member to sit on each county's DMC/RED Committee	Department of Juvenile Justice	October 2017	Ongoing
		Identify, maintain, and recruit juvenile justice-involved collaboratives to promote the progression of DMC/RED work and provide civil citation data to quarterly Circuit Advisor Board (CAB)	Department of Juvenile Justice, RED/DMC Committees, Circuit 7 Juvenile Justice Council	October 2017	Ongoing

**EDUCATION & TRAINING**

<b>IDENTIFIED ISSUE</b>	<b>GOAL</b>	<b>IMPLEMENTATION PLAN</b>	<b>RESPONSIBLE PARTY</b>	<b>START DATE</b>	<b>STATUS</b>
<b>Educate the community and stakeholders about RED/DMC</b>	Support and attend existing community events, groups, and organizations that are actively working to reduce RED/DMC	<b>Flagler County:</b> <u>Monthly Pizza Parle</u> : Program where at-risk youth and police officers eat and talk about issues that affect them both	Flagler County RED/DMC Committees	October 2017	Ongoing
		Annual Flagler County Minority Families Summit	Department of Juvenile Justice, George Washington Carver Foundation, Flagler County RED/DMC Committee	March 2018	Ongoing

\*Data used in this work plan is reflective of the 2017-2018 state fiscal year.

## Florida RED/DMC Action Plan Circuit 7

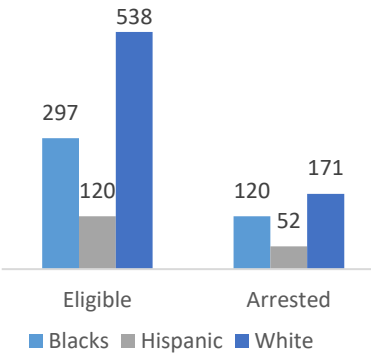
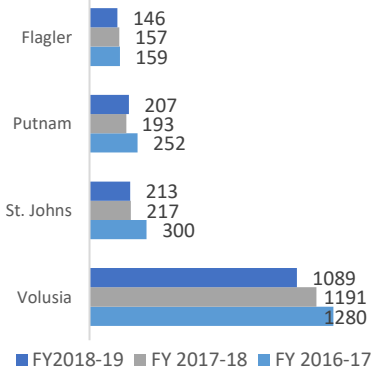
IDENTIFIED ISSUE	GOAL	IMPLEMENTATION PLAN	RESPONSIBLE PARTY	START DATE	STATUS
		Annual St. John's County Black Families Summit:	Department of Juvenile Justice, St. Johns County RED/DMC Committee	April 2018	Ongoing

### DATA DRIVEN INITIATIVES

IDENTIFIED ISSUE	GOAL	IMPLEMENTATION PLAN	RESPONSIBLE PARTY	START DATE	STATUS																				
<p><b>Reduce Detention Population</b> Based on data, more youth are detained for technical violations (failure to appear - FTA) than new law violations.</p> <table border="1"> <caption>Youth detained for Failure to Appear CY 2019</caption> <thead> <tr> <th>County</th> <th>Black</th> <th>Hispanic</th> <th>White</th> </tr> </thead> <tbody> <tr> <td>Putnam</td> <td>7</td> <td>1</td> <td>2</td> </tr> <tr> <td>Volusia</td> <td>35</td> <td>6</td> <td>15</td> </tr> <tr> <td>St. John's</td> <td>2</td> <td>1</td> <td>3</td> </tr> <tr> <td>Flagler</td> <td>6</td> <td>0</td> <td>1</td> </tr> </tbody> </table>	County	Black	Hispanic	White	Putnam	7	1	2	Volusia	35	6	15	St. John's	2	1	3	Flagler	6	0	1	Reduce Failures to Appear (FTA)	<p>Develop circuit wide protocols to address the reduction of Failure to Appear (FTA). These protocols are to include:</p> <ul style="list-style-type: none"> <li>• Court reminders to youth and parents at least 24 hours prior to hearing</li> <li>• In the event that an FTA occurs, the court liaison will request from the court to pass the case to attempt to contact the family</li> <li>• Juvenile Probation Officers will document all FTA efforts within the youth's case notes.</li> <li>• Judge allows JPO to contact families</li> <li>• Each Unit has a FTA reduction plan</li> </ul>	Department of Juvenile Justice	September 2017	Ongoing
	County	Black	Hispanic	White																					
Putnam	7	1	2																						
Volusia	35	6	15																						
St. John's	2	1	3																						
Flagler	6	0	1																						
<p>Circuit 7 Unit Supervisors will monitor and ensure protocol compliance with the reduction of Failure to Appear by tracking and documenting youth monthly</p>	Department of Juvenile Justice	September 2017	Ongoing																						

\*Data used in this work plan is reflective of the 2017-2018 state fiscal year.

## Florida RED/DMC Action Plan Circuit 7

IDENTIFIED ISSUE	GOAL	IMPLEMENTATION PLAN	RESPONSIBLE PARTY	START DATE	STATUS																				
<p><b>Ensure Diversion Programs Are Being Utilized Equally</b></p> <p>Civil Citation Utilization Jan 2019-Dec 2019</p>  <table border="1"> <caption>Civil Citation Utilization Data</caption> <thead> <tr> <th>Race</th> <th>Eligible</th> <th>Arrested</th> </tr> </thead> <tbody> <tr> <td>Blacks</td> <td>297</td> <td>120</td> </tr> <tr> <td>Hispanic</td> <td>120</td> <td>52</td> </tr> <tr> <td>White</td> <td>538</td> <td>171</td> </tr> </tbody> </table>	Race	Eligible	Arrested	Blacks	297	120	Hispanic	120	52	White	538	171	<p>Ensure All Eligible Youth Receive Civil Citations</p>	<p>In Circuit 7, each county has developed their own Civil Citation utilization program to include the following:</p> <ul style="list-style-type: none"> <li>• Missed Opportunity Report to document reasons youth don't receive Civil Citations</li> <li>• If a Civil Citation is not issued for an eligible offense, each law enforcement municipality will follow up with the necessary party</li> </ul>	<p>All Law Enforcement Municipalities, RED/DMC Committees, Department of Juvenile Justice, Circuit 7 State Attorney's Office</p>	<p>January 2018</p>	<p>Ongoing</p>								
Race	Eligible	Arrested																							
Blacks	297	120																							
Hispanic	120	52																							
White	538	171																							
<p><b>Reduce School Based Arrests</b></p> <p>Total School Based Arrests</p>  <table border="1"> <caption>Total School Based Arrests Data</caption> <thead> <tr> <th>County</th> <th>FY2018-19</th> <th>FY 2017-18</th> <th>FY 2016-17</th> </tr> </thead> <tbody> <tr> <td>Flagler</td> <td>146</td> <td>157</td> <td>159</td> </tr> <tr> <td>Putnam</td> <td>207</td> <td>193</td> <td>252</td> </tr> <tr> <td>St. Johns</td> <td>213</td> <td>217</td> <td>300</td> </tr> <tr> <td>Volusia</td> <td>1089</td> <td>1191</td> <td>1280</td> </tr> </tbody> </table>	County	FY2018-19	FY 2017-18	FY 2016-17	Flagler	146	157	159	Putnam	207	193	252	St. Johns	213	217	300	Volusia	1089	1191	1280	<p>Examine and identify disparities of discipline actions in schools</p>	<p><b>Volusia County:</b></p> <ul style="list-style-type: none"> <li>• "Know The Law" training is offered to youth in a variety of settings including schools, and other youth programs</li> </ul> <p><b>St. John's County:</b></p> <ul style="list-style-type: none"> <li>• "Know The Law" training is offered in schools through the St. John's County Sheriff's Office.</li> <li>• St. John's County Sheriff's Office employs specific officers to track school-based arrests on a daily and weekly basis.</li> </ul>	<p>DJJ, Community Partners</p>	<p>August 2017</p>	<p>Ongoing</p>
County	FY2018-19	FY 2017-18	FY 2016-17																						
Flagler	146	157	159																						
Putnam	207	193	252																						
St. Johns	213	217	300																						
Volusia	1089	1191	1280																						
			<p>St Johns County Sheriff's Office, St. Johns County RED/DMC Committee</p>	<p>August 2017</p>	<p>Ongoing</p>																				

\*Data used in this work plan is reflective of the 2017-2018 state fiscal year.

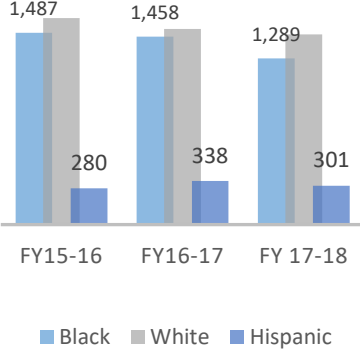
**Florida RED/DMC Action Plan  
Circuit 7**

IDENTIFIED ISSUE	GOAL	IMPLEMENTATION PLAN	RESPONSIBLE PARTY	START DATE	STATUS
		<p><b>Putnam County:</b></p> <ul style="list-style-type: none"> <li>• The Juvenile Crime Prevention Office (JCPO) monitors all school-based arrests and reports offenses and trends to the Putnam County School District.</li> <li>• If appropriate, JCPO offers school-based prevention, utilizing a science based, research driven curriculum.</li> <li>• Possible Diversion Programs include: Creating Lasting Family Connections, The Drug Awareness Program of Putnam County and the Sheriff's Work Ethic and Training Program (SWEAT)</li> </ul>	<p>Juvenile Crime Prevention, Putnam County School Board, Putnam County Sheriff's Office</p>	<p>January 2018</p>	<p>Ongoing</p>
		<p><b>Flagler County:</b></p> <ul style="list-style-type: none"> <li>• "Know The Law" training is done through the Focus on Flagler Community Coalition</li> <li>• Flagler County Sheriff's Office employs specific officers to track school-based arrests on a daily and weekly basis.</li> <li>• Flagler County shares this data with the Juvenile Justice Council and strive to reduce the rate of school-based arrests on a consistent basis</li> </ul>	<p>Flagler County Sheriff's Office, Focus on Flagler Community Coalition</p>	<p>August 2017</p>	<p>Ongoing</p>

\*Data used in this work plan is reflective of the 2017-2018 state fiscal year.

**Florida RED/DMC Action Plan  
Circuit 7**

**LAW ENFORCEMENT AND YOUTH RELATIONS**

IDENTIFIED ISSUE	GOAL	IMPLEMENTATION PLAN	RESPONSIBLE PARTY	START DATE	STATUS																
<p><b>Reduce Community-Based Arrests</b></p> <p>Total Community-Based Arrests: Circuit 7</p>  <table border="1"> <caption>Total Community-Based Arrests: Circuit 7</caption> <thead> <tr> <th>Fiscal Year</th> <th>Black</th> <th>White</th> <th>Hispanic</th> </tr> </thead> <tbody> <tr> <td>FY15-16</td> <td>1,487</td> <td>280</td> <td>280</td> </tr> <tr> <td>FY16-17</td> <td>1,458</td> <td>338</td> <td>338</td> </tr> <tr> <td>FY17-18</td> <td>1,289</td> <td>301</td> <td>301</td> </tr> </tbody> </table> <p>Legend: ■ Black ■ White ■ Hispanic</p>	Fiscal Year	Black	White	Hispanic	FY15-16	1,487	280	280	FY16-17	1,458	338	338	FY17-18	1,289	301	301	<p>Promote strong Community and Law Enforcement partnerships</p>	<p>Collaborate with law enforcement agencies to establish and enhance communications</p>	<p>St. Johns County Sheriff's Office, Putnam County Sheriff's Office, Flagler County Sheriff's Office Department of Juvenile Justice Prevention &amp; Probation</p>	<p>January 2018</p>	<p>Ongoing</p>
	Fiscal Year	Black	White	Hispanic																	
FY15-16	1,487	280	280																		
FY16-17	1,458	338	338																		
FY17-18	1,289	301	301																		
<p>Establish and promote circuit wide Police/Youth dialogue through Gaining Appreciation by Adjusting Perspectives (GAAP) Discussions</p>	<p>Department of Juvenile Justice Prevention &amp; Probation</p>	<p>January 2018</p>	<p>Ongoing</p>																		

\*Data used in this work plan is reflective of the 2017-2018 state fiscal year.