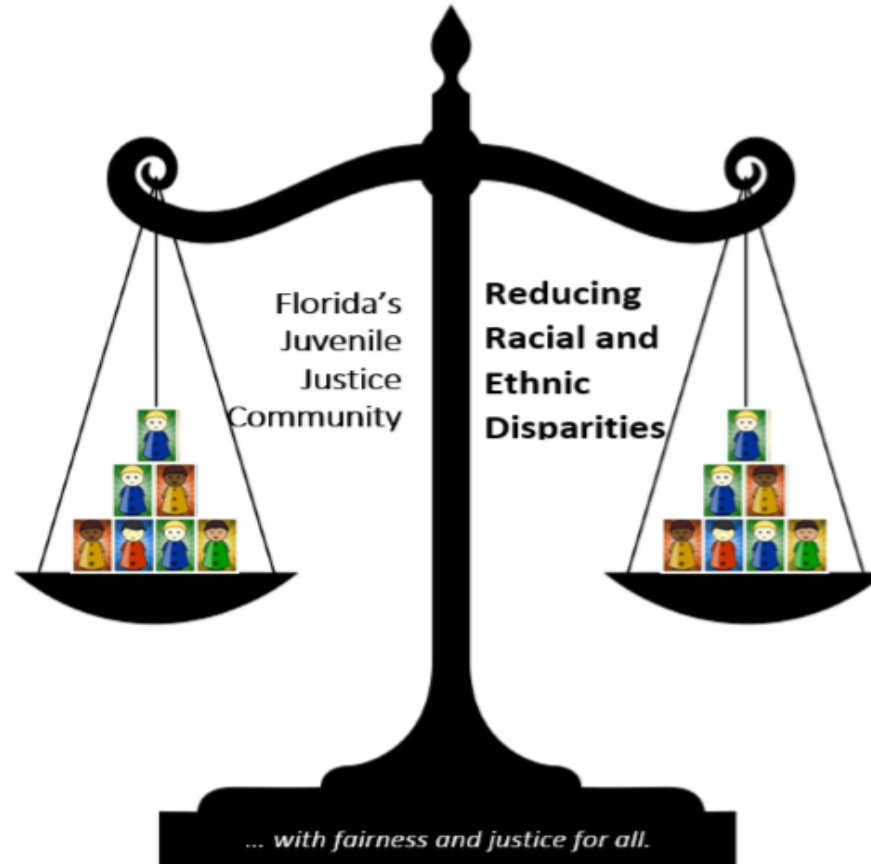


Florida RED/DMC Action Plan Circuit 16

Team Coordinator: [Elaine Thompson](#)
Coordinator Email: Elaine.Thompson@djj.state.fl.us

Regional Coordinator: [Ira Thomas](#)
Coordinator Email: Ira.thomas@djj.state.fl.us



COMMUNITY PARTNERS

- Daniel Kids • Florida Department of Juvenile Justice • Flagler Court Administration • Flagler County School District • Putnam County Sheriff's Office
- Putnam County School District • Putnam County Juvenile Crime Prevention Office • St. Johns County School District • St. Johns County Sheriff's Office • Teen Court • Volusia County School District

Florida RED/DMC Action Plan Circuit 16

*Relative Rate Index (RRI) is the OJJDP-recommended measure of DMC/RED. The RRI, ranging from zero to infinite positive numbers, compares the occurrence rate of minority youth to the occurrence rate of white youth within various points of the juvenile justice continuum of services.

National RRI: 3.0

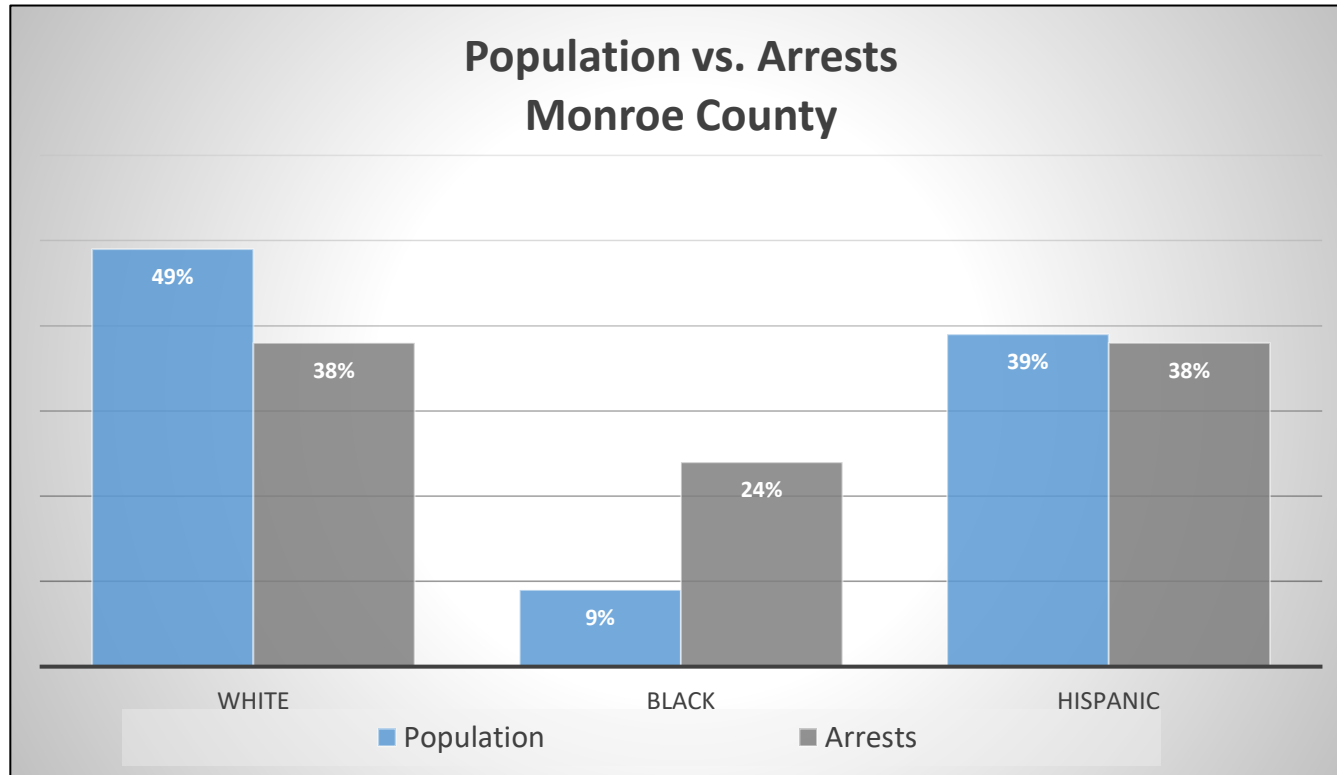
State RRI: 3.1

(Decrease of 0.2 from FY 16-17)

Monroe County RRI: 3.2

(Decrease of 0.5 from FY 16-17)

Ranking: 29th Highest in the State



*Data used in this work plan is reflective of the 2017-2018 state fiscal year.

**Florida RED/DMC Action Plan
Circuit 16**

CIRCUIT WIDE GOALS

COLLABORATION

IDENTIFIED ISSUE	GOAL	IMPLEMENTATION PLAN	RESPONSIBLE PARTY	START DATE	STATUS
Based on data, collaborative team is needed to reduce DMC/RED issue within Circuit 16	Reestablish Circuit 16 RED/DMC Executive Committee	Implement regular committee meeting schedule to continually engage community stakeholders on a quarterly basis	C16 RED/DMC Committee	January 2017	Completed
		Continually review committee membership to ensure all pertinent representatives are involved	C16 RED/DMC Committee	January 2017	Ongoing

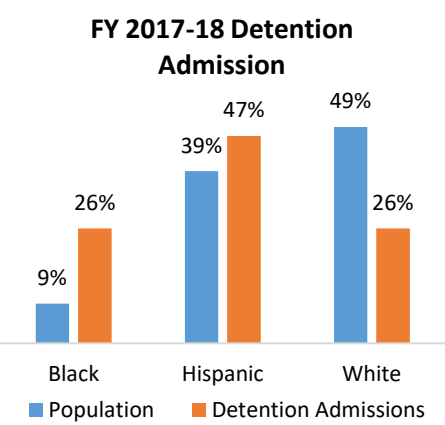
EDUCATION & TRAINING

IDENTIFIED ISSUE	GOAL	IMPLEMENTATION PLAN	RESPONSIBLE PARTY	START DATE	STATUS
Educate the community and stakeholders about RED/DMC	Support and Attend Existing Community Events, Groups, And Organizations That Are Actively Working To Reduce RED/DMC	Install newly identified DMC/RED Chair to Identify existing community events and/or organizations that would benefit from involvement in committee and/or from RED/DMC training opportunities	C16 RED/DMC Committee	May 2020	Pending
		Work with committee to engage additional stakeholders and to identify any community resources and/or providers that are working on issues focused upon disproportionality and/or disparities in their areas.	C16 RED/DMC Committee	May 2020	Pending

*Data used in this work plan is reflective of the 2017-2018 state fiscal year.

Florida RED/DMC Action Plan Circuit 16

DATA DRIVEN INITIATIVES

IDENTIFIED ISSUE	GOAL	IMPLEMENTATION PLAN	RESPONSIBLE PARTY	START DATE	STATUS												
<p>Reduce Detention Population Based on data, more youth are detained for technical violations than new law violations.</p> <p style="text-align: center;">FY 2017-18 Detention Admission</p>  <table border="1" style="margin-left: auto; margin-right: auto;"> <caption>FY 2017-18 Detention Admission Data</caption> <thead> <tr> <th>Race</th> <th>Population (%)</th> <th>Detention Admissions (%)</th> </tr> </thead> <tbody> <tr> <td>Black</td> <td>9%</td> <td>26%</td> </tr> <tr> <td>Hispanic</td> <td>39%</td> <td>47%</td> </tr> <tr> <td>White</td> <td>49%</td> <td>26%</td> </tr> </tbody> </table>	Race	Population (%)	Detention Admissions (%)	Black	9%	26%	Hispanic	39%	47%	White	49%	26%	<p>Reduce the Use of Technical Violations and Contempt of Court</p>	<p>Review and analyze quarterly detention admissions data to review the reasons why youth are being detained for contempt of court & create solutions on how to reduce the number of technical violations via policy, practice, or procedure change and/or implementation</p>	<p>C16 RED/DMC Committee Department of Juvenile Justice</p>	<p>June 2018</p>	<p>Ongoing</p>
Race	Population (%)	Detention Admissions (%)															
Black	9%	26%															
Hispanic	39%	47%															
White	49%	26%															
<p>Ensure Diversion Programs Are Being Utilized Equally</p>	<p>Ensure All Eligible Youth Receive Civil Citations</p>	<p>Standardize the use of civil citation throughout the circuit: Civil Citation not being utilized for Threat of Violence or any type of violence on School Grounds – result of School Shootings (TASK FORCE), SAO released a list of offenses that are not to be included as eligible. SRO's/SSO's at every school site in the Florida Keys. This is likely to result in an increase in Civil Citations or Notices to Appear. There have been two (2) warrants served since school opened Forensic Education Study on Probation Youth</p>	<p>Monroe County sheriff's Office Department of Juvenile Justice Monroe County School District</p>	<p>February 2018</p>	<p>Ongoing</p>												

*Data used in this work plan is reflective of the 2017-2018 state fiscal year.

Florida RED/DMC Action Plan Circuit 16

IDENTIFIED ISSUE	GOAL	IMPLEMENTATION PLAN	RESPONSIBLE PARTY	START DATE	STATUS																
Reduce School Based Arrests	Examine and identify disparities of discipline actions in schools	Analyze school-based referral data disaggregated by race, ethnicity, & gender to identify areas of disproportionality, disciplinary disparities, and/or inequitable policy, practice, or procedure	C16 RED/DMC Committee Department of Juvenile Justice	January 2017	Ongoing																
<p>Reduce School Based Arrests</p> <p style="text-align: center;">Circuit 16 DMC Overview</p> <table border="1" style="margin-top: 10px;"> <caption>Circuit 16 DMC Overview Data</caption> <thead> <tr> <th>Race</th> <th>Population</th> <th>Arrests</th> <th>School Arrests</th> </tr> </thead> <tbody> <tr> <td>Black</td> <td>9%</td> <td>24%</td> <td>43%</td> </tr> <tr> <td>Hispanic/ Latino</td> <td>39%</td> <td>38%</td> <td>43%</td> </tr> <tr> <td>White</td> <td>49%</td> <td>38%</td> <td>14%</td> </tr> </tbody> </table>	Race	Population	Arrests	School Arrests	Black	9%	24%	43%	Hispanic/ Latino	39%	38%	43%	White	49%	38%	14%		Analyze Alternative Education Programs implementation and utilization for youth that receive out-of-school suspensions and who then receive needs assessments and other wrap-around services.	C16 RED/DMC Committee Monroe County School District	August 2017	Ongoing
	Race	Population	Arrests	School Arrests																	
	Black	9%	24%	43%																	
Hispanic/ Latino	39%	38%	43%																		
White	49%	38%	14%																		
Analyze the implementation of the Know the Law Training for youth in all middle and high schools; this raises awareness about the effects of criminal histories on future endeavors and promotes fostering of positive interactions with law enforcement	Department of Juvenile Justice Monroe County Sheriff's Office Monroe County School District	November 2017	Ongoing																		
Dig deeper into school-based disciplinary data to identify the variation in disciplinary referrals, suspensions, and utilize this information to implement possible changes in policy, practice, & procedure	Monroe County School District C16 RED/DMC Committee	January 2017	Ongoing																		

*Data used in this work plan is reflective of the 2017-2018 state fiscal year.

**Florida RED/DMC Action Plan
Circuit 16**

LAW ENFORCEMENT AND YOUTH RELATIONS

IDENTIFIED ISSUE	GOAL	IMPLEMENTATION PLAN	RESPONSIBLE PARTY	START DATE	STATUS
Reduce Community-Based Arrests	Promote strong community and law enforcement partnerships	Identify the permeation and frequency of the Gaining Appreciation for Adjusting Perspectives (G.A.A.P.) discussions that help to build relationships between law enforcement, youth, and community members	Department of Juvenile Justice C16 RED/DMC Committee	August 2018	Pending

*Data used in this work plan is reflective of the 2017-2018 state fiscal year.