

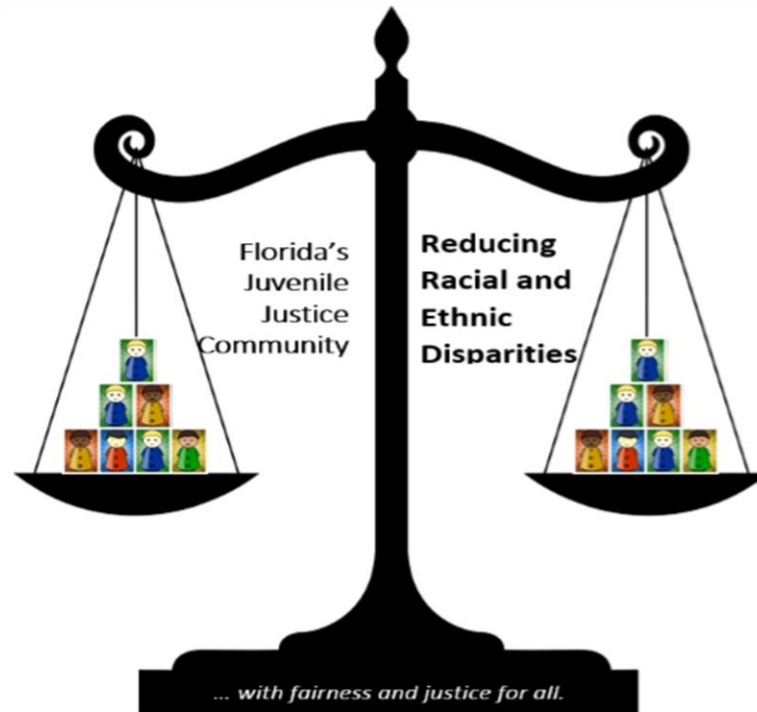
Florida RED/DMC Action Plan Circuit 12

Team Coordinator: [Renese Remy](#)

Coordinator Email: Renese.Remy@mymanatee.org

Regional Coordinator: [Karin Butterfield](#)

Email Address: Karin.Butterfield@djj.state.fl.us

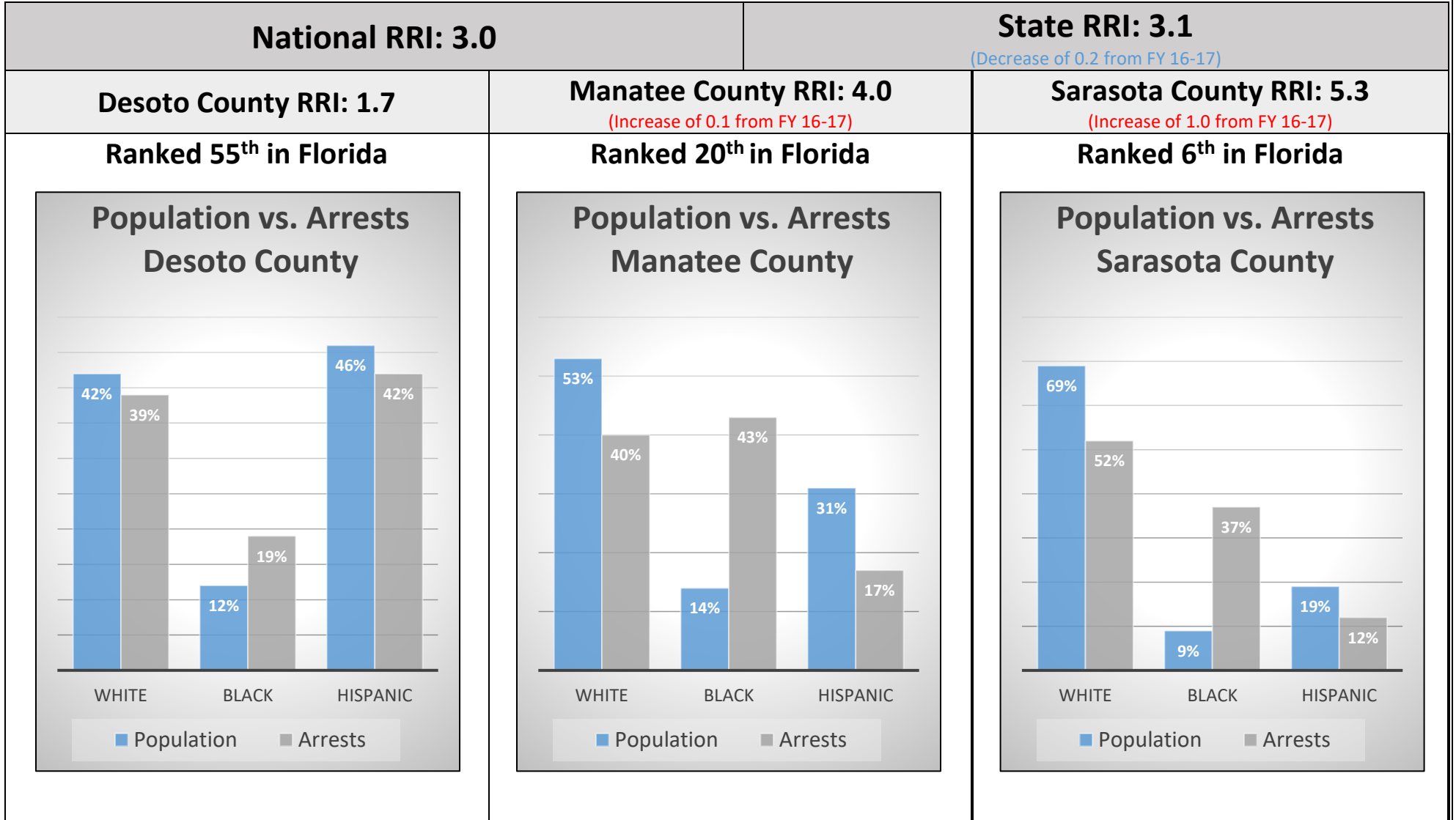


COMMUNITY PARTNERS

- 12th Judicial Circuit • Circuit 12 Law Enforcement Partners • Community Members • Department of Juvenile Justice
- Manatee County Clerk of Court • Florida Department of Children and Families • Department of Health • Manatee County Government • Manatee County School Board

Florida RED/DMC Action Plan Circuit 12

*Relative Rate Index (RRI) is the OJJDP-recommended measure of DMC/RED. The RRI, ranging from zero to infinite positive numbers, compares the occurrence rate of minority youth to the occurrence rate of white youth within various points of the juvenile justice continuum of services.



*Data used in this work plan is reflective of the 2017-2018 state fiscal year.

**Florida RED/DMC Action Plan
Circuit 12**

CIRCUIT GOALS

COLLABORATION

IDENTIFIED ISSUE	GOAL	IMPLEMENTATION PLAN	RESPONSIBLE PARTY	START DATE	STATUS
Create a multi-disciplinary collaborative team	Establish a committee of juvenile justice stakeholders to monitor and address RED/DMC issues	Desoto, Manatee, and Sarasota: Schedule regular RED Committee meetings and involve key community stakeholders Continually review committee membership to ensure all pertinent stakeholders are involved	RED/DMC Coordinator	December 2016	Ongoing

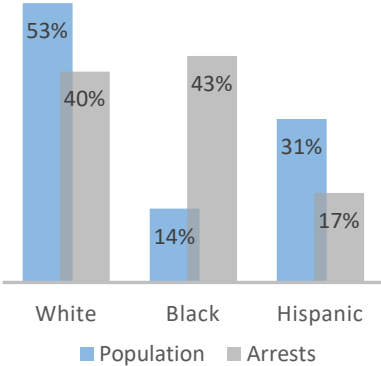
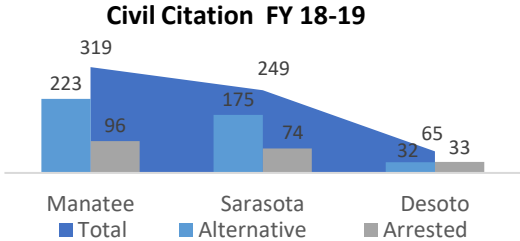
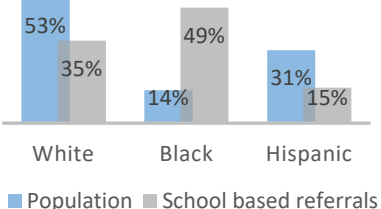
EDUCATION & TRAINING

IDENTIFIED ISSUE	GOAL	IMPLEMENTATION PLAN	RESPONSIBLE PARTY	START DATE	STATUS
Educate the community and stakeholders about RED/DMC	Educate participating agencies and stakeholders on issues related to DMC/RED	Desoto, Manatee, and Sarasota: Provide RED/DMC data to the community and stakeholders at quarterly CAB meetings to bring awareness	RED/DMC Committee	January 2017	Ongoing

*Data used in this work plan is reflective of the 2017-2018 state fiscal year.

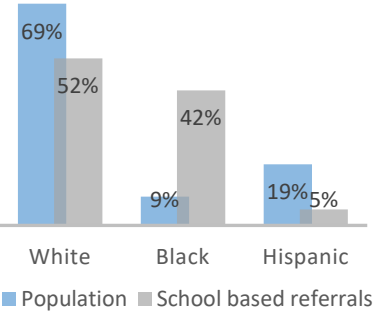
Florida RED/DMC Action Plan Circuit 12

DATA DRIVEN INITIATIVES

IDENTIFIED ISSUE	GOAL	IMPLEMENTATION PLAN	RESPONSIBLE PARTY	START DATE	STATUS													
<p>Based on the data, black youth are arrested at a disproportionately higher rate than white youth</p> <p style="text-align: center;">Manatee County</p>  <table border="1"> <caption>Manatee County Arrest Rates by Race</caption> <thead> <tr> <th>Race</th> <th>Population</th> <th>Arrests</th> </tr> </thead> <tbody> <tr> <td>White</td> <td>53%</td> <td>40%</td> </tr> <tr> <td>Black</td> <td>14%</td> <td>43%</td> </tr> <tr> <td>Hispanic</td> <td>31%</td> <td>17%</td> </tr> </tbody> </table>	Race	Population	Arrests	White	53%	40%	Black	14%	43%	Hispanic	31%	17%	<p>Reduce disproportionality of arrest rates</p>	<p>Desoto, Manatee, and Sarasota: Obtain arrest data disaggregated by Law Enforcement agency.</p>	<p>RED/DMC Coordinator DJJ</p>	<p>August 2017</p>	<p>Completed</p>	
	Race	Population	Arrests															
	White	53%	40%															
Black	14%	43%																
Hispanic	31%	17%																
<p>Manatee and Sarasota: Review disaggregated data with Law Enforcement agencies and discuss strategies to reduce RED.</p>	<p>March 2020</p>	<p>In Progress</p>																
<p>Desoto, Manatee, and Sarasota: Review Civil Citation reports and provide data to Law Enforcement Agencies</p> <p style="text-align: center;">Civil Citation FY 18-19</p>  <table border="1"> <caption>Civil Citation FY 18-19 Data</caption> <thead> <tr> <th>County</th> <th>Total</th> <th>Alternative</th> <th>Arrested</th> </tr> </thead> <tbody> <tr> <td>Manatee</td> <td>319</td> <td>223</td> <td>96</td> </tr> <tr> <td>Sarasota</td> <td>249</td> <td>175</td> <td>74</td> </tr> <tr> <td>Desoto</td> <td>65</td> <td>32</td> <td>33</td> </tr> </tbody> </table>	County	Total	Alternative	Arrested	Manatee	319	223	96	Sarasota	249	175	74	Desoto	65	32	33	<p>June 2017</p>	<p>Ongoing</p>
County	Total	Alternative	Arrested															
Manatee	319	223	96															
Sarasota	249	175	74															
Desoto	65	32	33															
<p>Reduce school based arrests</p> <p style="text-align: center;">Manatee County School based referrals</p>  <table border="1"> <caption>Manatee County School Based Referrals by Race</caption> <thead> <tr> <th>Race</th> <th>Population</th> <th>School based referrals</th> </tr> </thead> <tbody> <tr> <td>White</td> <td>53%</td> <td>35%</td> </tr> <tr> <td>Black</td> <td>14%</td> <td>49%</td> </tr> <tr> <td>Hispanic</td> <td>31%</td> <td>15%</td> </tr> </tbody> </table>	Race	Population	School based referrals	White	53%	35%	Black	14%	49%	Hispanic	31%	15%	<p>Examine and identify disparities of discipline actions in schools</p>	<p>Desoto, Manatee, and Sarasota: Review school-based arrest data disaggregated by race</p>	<p>RED/DMC Committee</p>	<p>August 2018</p>	<p>Complete</p>	
	Race	Population	School based referrals															
White	53%	35%																
Black	14%	49%																
Hispanic	31%	15%																
<p>Desoto, Manatee, and Sarasota: Identify schools with highest referral rates disaggregated by race</p>																		

*Data used in this work plan is reflective of the 2017-2018 state fiscal year.

Florida RED/DMC Action Plan Circuit 12

IDENTIFIED ISSUE	GOAL	IMPLEMENTATION PLAN	RESPONSIBLE PARTY	START DATE	STATUS												
<p style="text-align: center;">Sarasota County School based referrals</p>  <table border="1" style="margin-top: 10px;"> <caption>School-based Referrals vs Population by Race</caption> <thead> <tr> <th>Race</th> <th>Population (%)</th> <th>School based referrals (%)</th> </tr> </thead> <tbody> <tr> <td>White</td> <td>69%</td> <td>52%</td> </tr> <tr> <td>Black</td> <td>9%</td> <td>42%</td> </tr> <tr> <td>Hispanic</td> <td>19%</td> <td>5%</td> </tr> </tbody> </table>	Race	Population (%)	School based referrals (%)	White	69%	52%	Black	9%	42%	Hispanic	19%	5%	<p>Create alternatives to school-based arrests</p>	<p>Manatee, and Sarasota: Identify causes of disproportionate arrest referrals and develop potential solutions to reduce disparity. Review out of school suspensions and alternatives to suspensions.</p>	<p>RED/DMC Committee School Board</p>	<p>March 2020</p>	<p>In progress</p>
	Race	Population (%)	School based referrals (%)														
	White	69%	52%														
Black	9%	42%															
Hispanic	19%	5%															
<p>Sarasota County: <i>School Justice Partnership</i> allows School Resource Officers and administrators to offer youth who have committed minor, misdemeanor law violations on campus, but are otherwise in good standing in the school, an opportunity to agree to a Behavior Contract in lieu of having a delinquency referral or civil citation.</p>	<p>Sarasota County School, Law Enforcement</p>	<p>Ongoing</p>	<p>Ongoing</p>														
<p>Manatee County: Expand <i>School Justice Partnership</i> to Manatee County</p>	<p>Manatee County Schools, Law Enforcement</p>	<p>January 2019</p>	<p>In Progress</p>														

*Data used in this work plan is reflective of the 2017-2018 state fiscal year.

**Florida RED/DMC Action Plan
Circuit 12**

LAW ENFORCEMENT AND YOUTH RELATIONS

IDENTIFIED ISSUE	GOAL	IMPLEMENTATION PLAN	RESPONSIBLE PARTY	START DATE	STATUS
Lack of positive relationships between youth and Law Enforcement within the community	Improve the relationship between law enforcement and the community through conversations to understand each other's perspectives	Desoto, Manatee, and Sarasota: Complete G.A.A.P. (Gaining Appreciation by Adjusting Perspectives) discussions through the Circuit between youth and local law enforcement agencies	RED/DMC Committee, DJJ, Various law enforcement agencies	August 2017	Ongoing

*Data used in this work plan is reflective of the 2017-2018 state fiscal year.